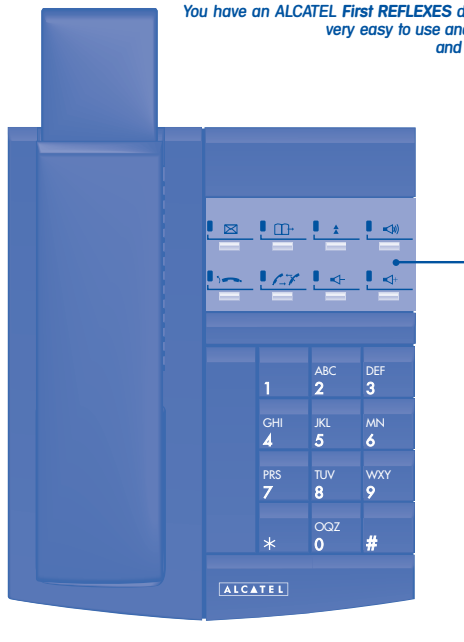


Getting to know your telephone

You have an **ALCATEL First REFLEXES** digital telephone that is very easy to use and offers the advantages and quality of digital sound.



Preprogrammed keys

- Access the various mail services.
- Divert your calls to another directory.
- Access your personal directory.
- Cancel an enquiry call.

Automatically redial the last number dialled.

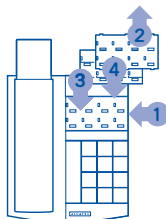
Audio keys

- Loudspeaker.
- To reduce loudspeaker or receiver volume.
- To increase loudspeaker or receiver volume.

Installing the preprogrammed key label

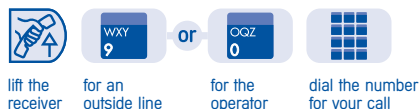
A printed label is supplied with the terminal. This should be installed between the preprogrammed keys.

- 1 Insert a flat "blade" into the slot.
- 2 Raise the cover.
- 3 Slide the printed label into position.
- 4 Replace the cover.

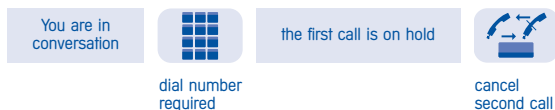


MAKING A CALL

Making an outside call or an internal call

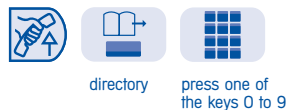


Calling a second person during a conversation



Calling from the directory

Personal directory



Common directory



Redial / Callback

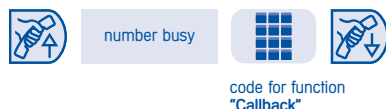
By last number dialled



By deferred callback request



Automatic callback



Call pick-up



ALCATEL OFFICE*

Table of codes

A function is activated by entering the corresponding code on the keypad.

Function	Default code	Your code	Function	Default code	Your code
Answer general bell	15		Hunting group out	66	
Answer paging	49		Immediate diversion	61	
Appointment time (programmed)			Intrude on a call	7 or A	
Automatic callback if terminal busy	19 or #		Line allocation		
Broadcast groups	41 to 48		Line allocation + callback with charge info.		
Broker call	2		Locking/Unlocking	17	
Business account code			Meter Total Recall		
Calibrated break	66		Moving a terminal	748	
Cancel all diversions	60		Open door		
Cancel automatic callback	19		Operator call	0	
Cancel enquiry call	3		Paging	40	
Cancel follow me	69		Park / retrieve parked call	12	
Common directory numbers	7000 to 7399		Protect a call	89	
Conference	50		Redial last number	40	
Consult voice messages			Replacing a terminal	747	
Consultation of call on hold	14		Seize main line	9	
Divert group calls	65		Seize secondary lines	82 to 88	
Divert if busy	62		Selective diversion		
Divert to paging	64		Substitution (business charge code)		
Do not disturb	63		Switch to programming	800	
DTMF End to End	69 or D		Terminal call	200 to 399	
Follow me diversion	68		Terminal call pick-up	13	
Group call	51 to 58		Text message (call back later)	50	
Group call pick-up	14		Voice message (codes reserved)	806 and 807	
Hunting group in	67				

Your telephone provides access to a number of functions, depending on your system version and configuration.

You can programme keys as required and print new labels. See the installation guide or contact your distributor.

Name: Telephone No.:


Fax No.: Mobile No.:

E-mail address:

Alcatel Business Systems reserves the right to modify without notice the characteristics of its products in the interest of its customers.
Alcatel Business Systems - 56, avenue Jean-Jaurès - 92707 Colombes Cedex R.C. Paris 602 033 185


SETTING UP

Selecting ringer tune and adjusting volume



code for function "Switch to programming" present tune consecutive presses to obtain tune (8) or consecutive presses to adjust volume (7)

Locking/unlocking your telephone




code for function "Locking/Unlocking" personal code (4 digits). Default code 1515 to lock or to unlock

CUSTOMISING YOUR TELEPHONE

Programming your personal code


The default code on your telephone is 1515.



code for function "Switch to programming" old code (4 digits) new code (4 digits)

Programming your personal directory

Create your directory using the 10 keys (0 to 9) on the keypad.




code for function "Switch to programming" 0 to 9 Internal or outside number to be entered

Personal directory numbers	
0	5
1	6
2	7
3	8
4	9

HANDLING SEVERAL CALLS

Receiving a second call


You hear a beep.



code for function "Consultation of call on hold"

Broker call

To switch between two calls, alternately.



code for function "Broker call"

Transferring a call


You are in conversation.



number to be called

Conference

For three-way conference.




code for function "Conference" same key to cancel

WHILE YOU ARE AWAY - WHEN YOU RETURN


Diverting calls

- To another terminal
- To recorded message (option)



divert destination number or code for function type of diversion required number of message service

Cancelling diversions



or programme another type of diversion

Replying to callback request



→ originator of request is called back

Consulting recorded messages (option)



light flashes code for function "Voice message" follow voice instructions

ALCATEL

4003
REFLEXES